

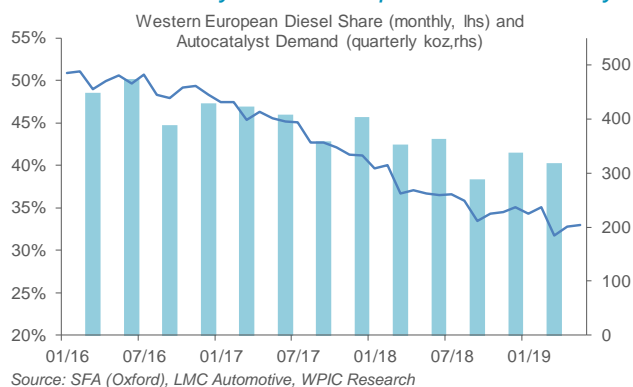
# PLATINUM PERSPECTIVES

## Automaker actions to avoid European CO<sub>2</sub> fines are good for platinum

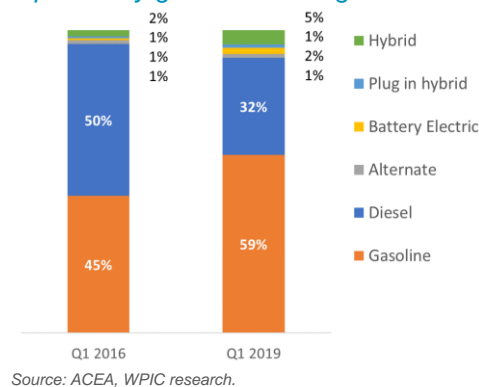
European legislation published in 2009 will levy huge fines on automakers from 2021, if the cars they produce emit too much CO<sub>2</sub>. For each car sold, they will be charged €95 for every gram of CO<sub>2</sub> over 95g that they emit per km. For example, if an automaker that sold 1.8m cars in 2018, with average fleet CO<sub>2</sub> emissions of 113g/km, again sold 1.8m cars in 2021 and managed to reduce its fleet CO<sub>2</sub> emissions to 101g/km, a tough ask, their annual fine would be just over €1 billion. (i.e. 101g/km – 95g/km = 6mg/km x €95 x 1.8m cars). Consequently, automakers are implementing a suite of actions to reduce their average fleet CO<sub>2</sub> (Figure 2) and mitigate potential fine payments. These include simply increasing their sales of low CO<sub>2</sub> vehicles (electric, hybrid and diesel) but also using super-credits and eco-innovation credits.

**Diesel engines use less fuel than equivalent gasoline engines and emit c20% less CO<sub>2</sub>.** But since *Dieseldate* in 2015 the diesel car portion in Western Europe has fallen from c.50% to c32% (*below left*). Lost diesel sales have been replaced by gasoline rather than by battery or hybrid cars (*below right*). This caused the declining trend in fleet CO<sub>2</sub> emissions to reverse in 2017 and 2018. In April 2019, the 2009 legislation was amended\*, re-instating super-credits for new cars with CO<sub>2</sub> below 50g/km. These cars, within the CO<sub>2</sub> fine calculation, count as 2 vehicles in 2020, reducing to 1.33 vehicles in 2022. Lower fines from eco-innovation credits offset, for example, the cost of offering a plug-in hybrid version of a popular model. **From September 2019 all new diesel cars sold will be Euro 6d TEMP\*\* compliant and will finally be ‘clean’ (in NO<sub>x</sub> terms).** This makes it easier for automakers to promote diesel sales including plug-in hybrid diesel models.

*The rate of decline in Western Europe car diesel share has slowed. Autocatalyst demand up in vans and heavy duty*



*Western Europe powertrain mix: Lost diesel sales replaced by gasoline. Slow growth of BEV & hybrid*



Automakers have invested heavily in battery electric models but also hybridisation of petrol and diesel. Mild-hybrid (48volt motor boosting) improves fuel efficiency further, particularly in diesel models. Increasingly automakers confirm diesel as an important component of their CO<sub>2</sub> reduction strategies. Several, including Daimler and BMW, are retrofitting diesel car models to guarantee city access and preserve resale values; boosting consumer confidence in diesel vehicles.

Platinum remains the primary metal in diesel autocatalysis. **Increased sales of diesel cars (including hybrid and mild hybrid) are positive for platinum demand.** Retrofitting reduces scrappage risk and recycling, and increases net platinum demand. **Every 4% increase in European diesel market share adds c.100koz of platinum automotive demand #.** Market estimates of future diesel share may not yet include CO<sub>2</sub> related growth.

Trevor Raymond  
Director of Research  
+44 203 696 8772  
[traymond@platinuminvestment.com](mailto:traymond@platinuminvestment.com)

Brendan Clifford  
Manager, Investor Development  
+44 203 696 8778  
[bclifford@platinuminvestment.com](mailto:bclifford@platinuminvestment.com)

World Platinum Investment Council  
[www.platinuminvestment.com](http://www.platinuminvestment.com)  
64 St James's Street  
London SW1A 1NF

July 2019

\*(EC 443/2009 and EU 2019/631)

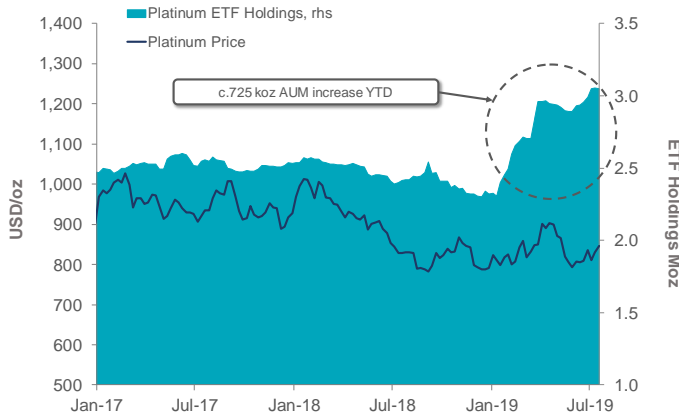
\*\**(RDE or Real Driving Emissions)*

#*(Johnson Matthey, WPIC research)*

Platinum's attraction as an investment asset arises from:

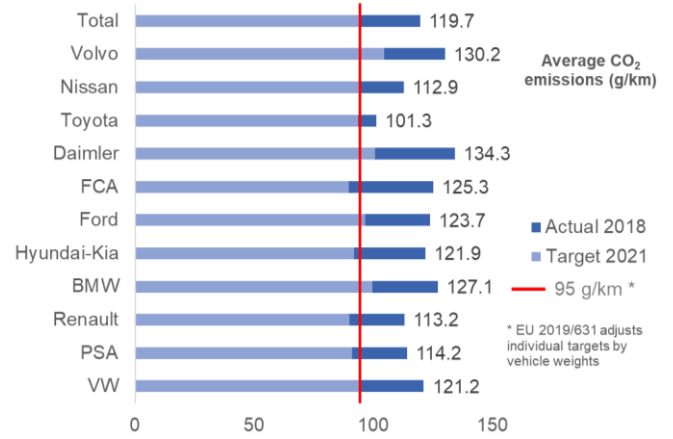
- Supply is relatively constrained with limited investment in new platinum group metal (PGM) mines
- Platinum price is near all-time lows relative to gold and palladium
- Total PGM demand growth should continue due to increasingly restrictive emissions rules
- Market balance mismatches between palladium and platinum argues for substitution
- Investment demand has surged as institutions begin to factor low price and positive fundamental outlook

Figure 1: Platinum's ETF holdings increased by 725 koz year-to-date



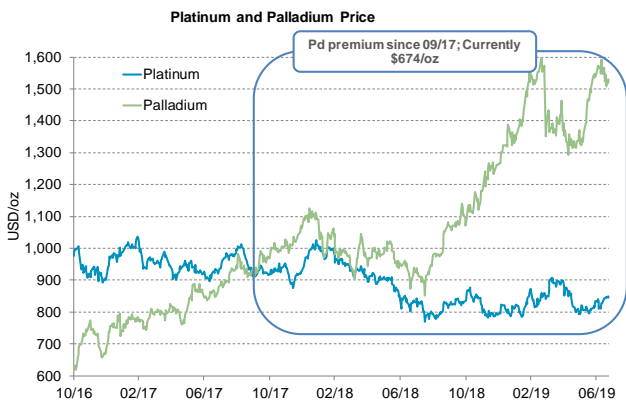
Source: Bloomberg, WPIC Research

Figure 2: European automaker fleet average CO2 emissions



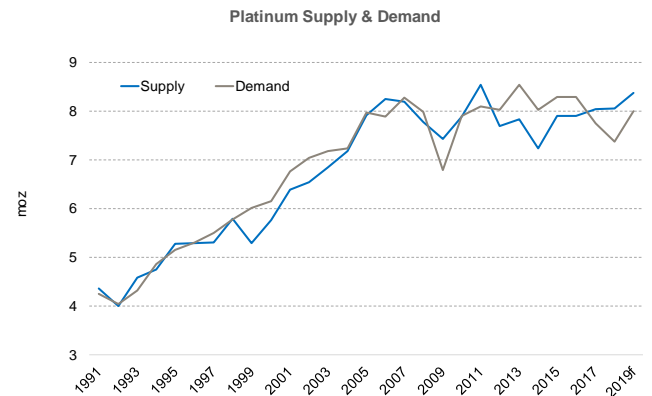
Source: Jato Dynamics - JATO.com, WPIC research

Figure 3: Palladium's price premium to platinum reflects a tight market and highlights the potential for substitution



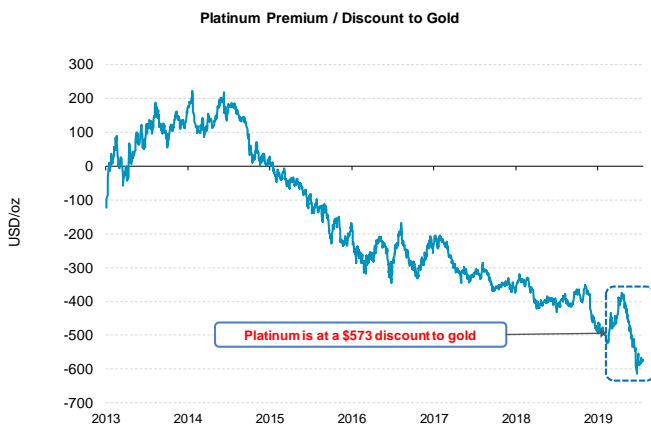
Source: Bloomberg, WPIC Research

Figure 4: The forecast platinum surplus in 2019 has narrowed due to a surge in investment demand (ETFs)



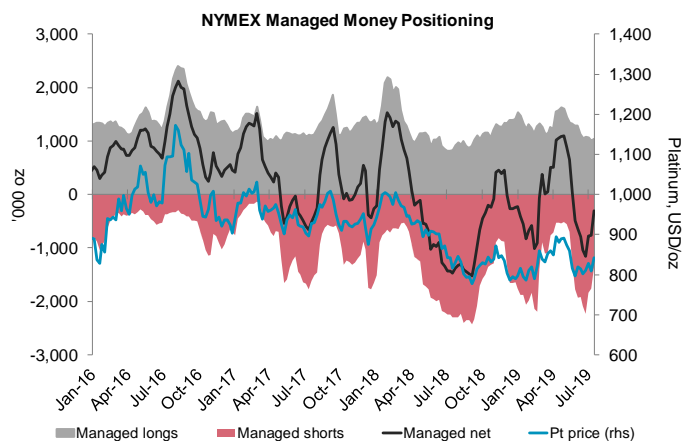
Source: Johnson Matthey, SFA, WPIC Research

Figure 5: As with platinum's deep discount to palladium, the discount to gold has recently widened to \$573/oz



Source: Bloomberg, WPIC Research

Figure 6: NYMEX positioning shows easing short- and stable long positioning in July (net 300koz short)



Source: Bloomberg, WPIC Research

**IMPORTANT NOTICE AND DISCLAIMER:** This publication is general and solely for educational purposes. The publisher, The World Platinum Investment Council, has been formed by the world's leading platinum producers to develop the market for platinum investment demand. Its mission is to stimulate investor demand for physical platinum through both actionable insights and targeted development: providing investors with the information to support informed decisions regarding platinum; working with financial institutions and market participants to develop products and channels that investors need.

This publication is not, and should not be construed to be, an offer to sell or a solicitation of an offer to buy any security. With this publication, the publisher does not intend to transmit any order for, arrange for, advise on, act as agent in relation to, or otherwise facilitate any transaction involving securities or commodities regardless of whether such are otherwise referenced in it. This publication is not intended to provide tax, legal, or investment advice and nothing in it should be construed as a recommendation to buy, sell, or hold any investment or security or to engage in any investment strategy or transaction. The publisher is not, and does not purport to be, a broker-dealer, a registered investment advisor, or otherwise registered under the laws of the United States or the United Kingdom, including under the Financial Services and Markets Act 2000 or Senior Managers and Certifications Regime or by the Financial Conduct Authority.

This publication is not, and should not be construed to be, personalized investment advice directed to or appropriate for any particular investor. Any investment should be made only after consulting a professional investment advisor. You are solely responsible for determining whether any investment, investment strategy, security or related transaction is appropriate for you based on your investment objectives, financial circumstances and risk tolerance. You should consult your business, legal, tax or accounting advisors regarding your specific business, legal or tax situation or circumstances.

The information on which this publication is based is believed to be reliable. Nevertheless, the publisher cannot guarantee the accuracy or completeness of the information. This publication contains forward-looking statements, including statements regarding expected continual growth of the industry. The publisher notes that statements contained in the publication that look forward in time, which include everything other than historical information, involve risks and uncertainties that may affect actual results. The logos, services marks and trademarks of the World Platinum Investment Council are owned exclusively by it. All other trademarks used in this publication are the property of their respective trademark holders. The publisher is not affiliated, connected, or associated with, and is not sponsored, approved, or originated by, the trademark holders unless otherwise stated. No claim is made by the publisher to any rights in any third-party trademarks

#### WPIC Research MiFID II Status

The World Platinum Investment Council (WPIC) has undertaken an internal and external review of its content and services for MiFID II. As a result, WPIC highlights the following to the recipients of its research services, and their Compliance/Legal departments:

WPIC research content falls clearly within the Minor Non-Monetary Benefit Category and can continue to be consumed by all asset managers free of charge. WPIC research can be freely shared across investment organisations.

1. WPIC does not conduct any financial instrument execution business. WPIC does not have any market making, sales trading, trading or share dealing activity. (No possible inducement).
2. WPIC content is disseminated widely and made available to all interested parties through a range of different channels, therefore qualifying as a "Minor Non-Monetary Benefit" under MiFID II (ESMA/FCA/AMF). WPIC research is made freely available through the WPIC website. WPIC does not have any permissioning requirements on research aggregation platforms.
3. WPIC does not, and will not seek, any payment from consumers of our research services. WPIC makes it clear to institutional investors that it does not seek payment from them for our freely available content.

More detailed information is available on the WPIC website:

<http://www.platinuminvestment.com/investment-research/mifid-ii>